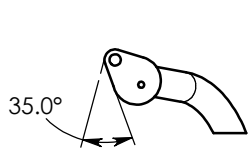
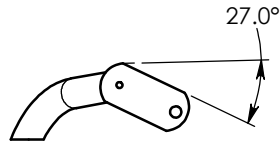


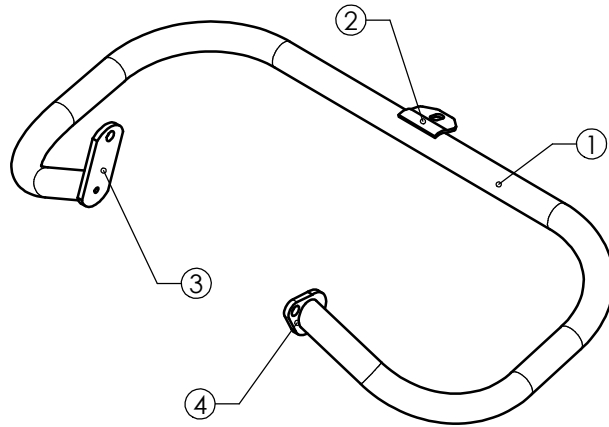
CUSTOMER	CATALOG #	W. O. #	DATE ISSUED	DATE REQ'D	QTY. EA. PER UNIT	W. O. QTY. REQ'D	FINISH	DRAWN BY	DATE	ASSY. #	DRAWING #	
JARDINE	10-5002-01				1		CHROME	R. BLACK	09-03-02		10-5002-1	
								CHK	MATERIAL	CUT LENGTH		
								APPD	DESCRIPTION			
								HI-WAY BAR ASSEMBLY				
								SCALE	FINISH	REF.		
								1:8	CHROME			
								REV	DESCRIPTION		DATE	
								1	RE-DRAWN IN SOLID WORKS		09-03-02	



SECTION B-B



SECTION C-C



ITEM NO.	QTY.	PART NO.	DESCRIPTION
1	1	12928	LOOP
2	1	10608	CENTER TAB
3	1	109001	RIGHT TAB
4	1	109002	LEFT TAB

