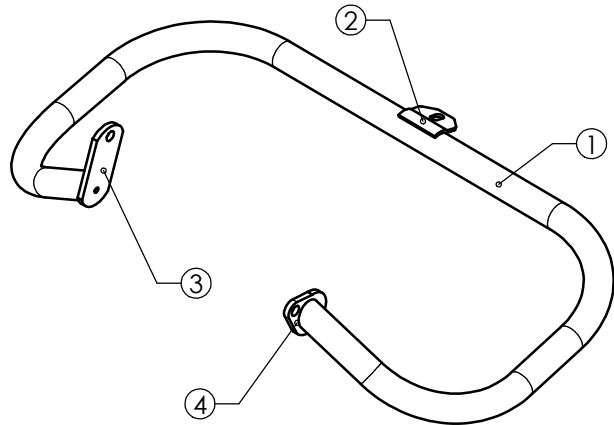
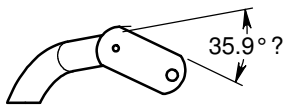
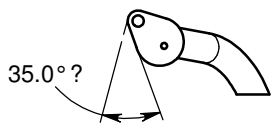


CUSTOMER	CATALOG #	W. O. #	DATE ISSUED	DATE REQ'D	QTY. EA. PER UNIT	W. O. QTY. REQ'D	FINISH	DRAWN BY	DATE	ASSY. #	DRAWING #
JARDINE	10-5006-01				1		CHROME	R. BLACK	09-03-02		10-5006-1
								CHK	MATERIAL	CUT LENGTH	
								APPD	DESCRIPTION		
								HI-WAY BAR ASSEMBLY			
								SCALE	FINISH	REF.	
								1:8	CHROME		
REV	DESCRIPTION									DATE	
1	RE-DRAWN IN SOLID WORKS									09-03-02	

ITEM NO.	QTY.	PART NO.	DESCRIPTION
1	1	12928	LOOP
2	1	10608	CENTER TAB
3	1	109001	RIGHT TAB
4	1	109002	LEFT TAB



SECTION B-B

SECTION C-C

